

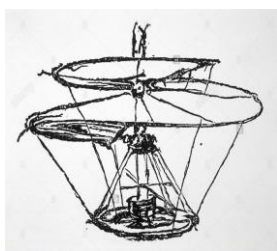

Learning Objectives

- To be able to use your imagination and visualisation to create an original piece of artwork
- To create a continuous line portrait drawing, adding text to it and varying the size of the letters for artistic effect
- To be able to plan and create a collage then drawing and colouring it from observation
- To select a section of a drawing to enlarge, scaling it to a larger size and paint accurately and evenly without leaving brush marks or gaps
- To develop observational drawing skills, creating a continuous line drawing, using a pencil with fine control to create detail and adding tonal graduation
- To design a new invention for a set purpose, brainstorming ideas, developing and communicating these through notes and drawings then selecting one idea and drawing and annotating it in full

Artist Study and Knowledge I will acquire:

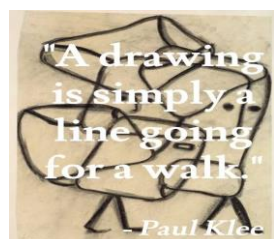
Leonardo da Vinci

An Italian artist whose areas of interest included invention, drawing, painting, sculpture, architecture, science, music, maths and literature.



Paul Klee

Paul Klee was a Swiss-born artist. He was interested in the theory of colour.



Materials Used: paint, pencils, colouring pencils

Holy Family Halewood

Year 5 and Year 6 Art & Design

Little Inventors

Key Vocabulary:

Analytical observational drawing: Drawing real objects from observation, rather than from copying from a secondary source, such as a picture.

Annotation: A comment added to a text, book, drawing, etc. as an explanation

Collage: A work of art made by gluing pieces of different materials to a flat surface.

Computer aided design: A design which has been created using a computer.

Continuous line drawing: A drawing which is made from one long line, without taking the pencil off the page.

Diagram: A drawing that shows the structure or workings of something.

Exploded diagrams: A drawing that shows all parts of the assembly and how they fit together.

Invention: Something new that someone has designed and made.

Portrait: A painting, drawing, or photograph of a person's head and shoulders.

Prototypes: An original model

Sketch: A fast, light drawing which is often a plan for a final piece of art work.

Texture: The way something feels.

Key knowledge and skills I will acquire:

To scale up means to enlarge.



Color Wheel



Primary Colors



Secondary Colors



Warm Colors



Cool Colors



Complementary Colors



The secondary colours are green, purple and orange and are made from mixing primary colours.

Complementary colours are the opposite colour or shade, on the colour wheel.