

Learning Objectives

- To be able to experiment with charcoal to create different textures and effects to express the meaning of words and phrases in an abstract way
- To create patterns using a playdough printing block
- To be able to make a stamp using geometric and mathematical shapes and creating repeating and symmetrical patterns with it
- To be able to apply mathematical techniques of reflection and symmetry to create a flip pattern
- To be able to create a geometric pattern using a compass

Holy Family Halewood

Year 3 and Year 4 Art & Design
Patterns

Key Vocabulary:

2D Shapes: Flat shapes - which have just a length and width and no depth.

Charcoal: A black crumbly drawing material made of carbon and often used for sketching.

Abstract: Modern art which has colours, lines and shapes but does not represent objects or living things.

Texture: The way something feels when it is touched.

Pattern: Planned or random repeated motifs.

Reflection: An image produced as if made by a mirror.

Symmetry: An object which looks exactly the same on each side.

Key skills and knowledge I will acquire:

A printing block:

is made from a materials, such as wood or lino, which is carved into, to create a stamp.




A compass:

can be used to draw circles, arcs and parts of circles.




Symmetrical:

To see if an object is symmetrical I can draw a line through the centre to see if it's a perfect match (a mirror image) on either side.




Repeating patterns:

are decorations or motifs which are combined and repeated.




Symmetrical patterns:

Look the same on either Side of the centre.



Mark making:

is the creation of different patterns, lines, textures and shapes.



Materials used: ink, paint, colouring pencils, charcoal, chalk, playdough