

## Learning Objectives

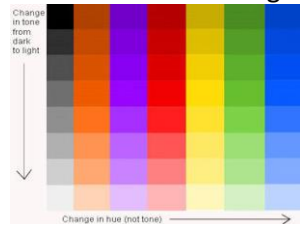
- To be able to create repeating patterns, knowing that a pattern is created by repeating lines, shapes, tones or colours and to create repeating patterns from everyday items with paint.
- To be able to explore different textures, taking rubbings using different tools.
- To be able to create a picture using a collage of rubbings (frottage) and frottage
- To be able to create a 3D drawing and have an understanding of the different uses of a pencil to create different tones.
- To create a 3D drawing in colour, using tone to create lighter and darker by using different drawing tools and different ways of holding them

## Key skills and knowledge I will acquire:


**Tearing:** is not the same as ripping. I can carefully tear to cut out a shape.



**Tone:** the lightness or darkness of something




**Shading with varied tones to make object look 3D:** I can apply different pressure and use different grades of pencil to achieve varied tones.

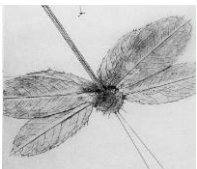


**Grades of pencils:** H for hard and B for black. The higher the number e.g 6b the softer the pencil lead and the darker the tone you will get when shading.

Graphite scale - B (black, soft), H (hard)



**Frottage:** developed by Max Ernst



**Tessellation:** an arrangement of shapes close together in a repeated pattern without gaps or overlapping.



## Holy Family Halewood

Year 1 and Year 2 Art & Design  
Visual Elements

### Artist Study and Knowledge I will acquire:

**Max Ernst:** A German artist who was one of the first to work in surrealist and Dada way.



**Ed Ruscha:** An American artist associated with the pop art movement.



### Key Vocabulary:

**Tessellation:** an arrangement of shapes close together in a repeated pattern without gaps or overlapping.

**Repeating pattern:** a repeated design or sequence which creates a pattern.

**Overprinting:** printing over the top of a print.

**Rubbing:** a copy of the texture of an object made by placing a piece of paper over it and rubbing the paper with drawing and materials.

**Frottage:** a rubbing.

**3D drawing:** a drawing of a solid three dimensional object, which shows its height, length and width. /

**Dada:** a modern art movement which makes fun at the modern world.

**Surrealism:** the art movement where artists painted from their imaginations. The images look as though they are from a dream

**Pop Art:** a simple art style which uses bright colour and everyday objects.

**Man made:** objects that have been made and are not grown naturally

**Texture:** the way that something feels to touch.