

Topic

Textiles: Felt Phone Cases



Holy Family Halewood Year 5 and 6 Design Technology



Learning Objectives

- To use research and develop design criteria for a mobile phone case
- To generate a range of design ideas and clearly communicate my final design through annotated sketches, discussion etc
- To make a paper template of a prototype mobile phone case
- To practise using different types of stitches and choose the best one to use on the final felt phone case.
- To create a step by step plan to communicate the making process for use by others
- To select decorative techniques and fastenings according to their functional properties and aesthetic qualities
- To evaluate ideas and products against own design criteria

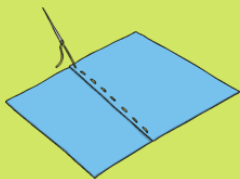
Key Vocabulary

- Material**- the matter (stuff) from which a thing is or can be made
- Textile**- a type of cloth or woven fabric
- Fabric**- a woven or knitted material either made from thread or yarn
- Template**- (also called a pattern) a guide which helps you cut out a piece of fabric the correct size and shape
- Sew**- joining pieces of cloth together by passing thread through them with a needle
- Join**- link or connect two or more things together
- Product**- something that has been manufactured (made), usually for sale
- User**- a person who uses something
- Aesthetics**- what the product looks like
- Functional**- what the product does and how well it works
- Design Criteria**- a list that tells the designer what the product has to do and what it must include
- Innovative**- a new and original idea
- Prototype**- an early sample, model, or release of a product built to test an idea
- Fastenings**- something that holds another thing shut or in the right position
- Decoration**- adding things to make making something more attractive

Stitches

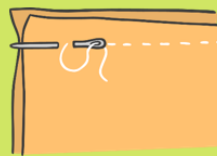
Running Stitch

A quick, easy stitch used to join fabric together. Also used for decoration.



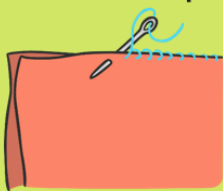
Backstitch

A strong stitch, useful for holding seams together.



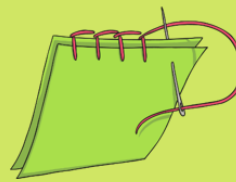
Whipstitch

A simpler version of blanket stitch.



Blanket Stitch

A decorative stitch for strengthening edges.



Felt Phone Cases



Skills We Will Acquire

- Using a wide range of textile materials and component
- Measuring, making a seam allowance, taping, pinning, cutting, shaping and joining fabric with precision to make a more complex product;
- joining textiles using a greater variety of stitches, such as backstitch, whip stitch, blanket stitch
- Independently taking exact measurements and mark out, to within 1 millimetre;
- Refining finish techniques to improve the appearance of our product

Knowledge We Will Acquire

- Understanding the functional properties and aesthetic qualities of different materials and components
- Understanding why templates are necessary
- That a 3D textiles product can be made from a combination of fabric shapes
- Technical vocabulary relating to textiles